


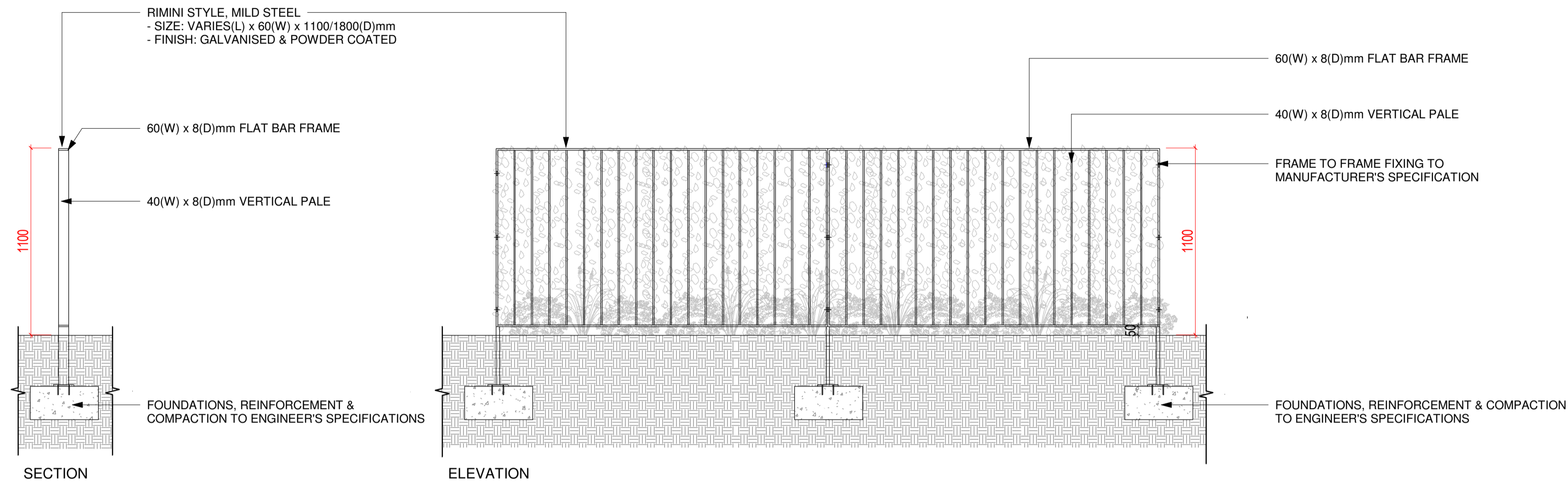
NOTE
 ALL DIMENSIONS TO BE CHECKED ON SITE
 NO DIMENSIONS TO BE SCALED FROM THIS DRAWING
 THIS DRAWING IS TO BE READ IN CONJUNCTION WITH
 RELEVANT CONSULTANTS DRAWINGS
 NO PART OF THIS DOCUMENT MAY BE RE-PRODUCED OR TRANSMITTED IN ANY
 FORM OR STORED IN ANY RETRIEVAL SYSTEM OF ANY NATURE WITHOUT THE
 WRITTEN PERMISSION OF THE LANDSCAPE ARCHITECT AS COPYRIGHT HOLDER
 EXCEPT AS AGREED FOR USE ON THE PROJECT FOR WHICH THE DOCUMENT
 WAS ORIGINALLY ISSUED
 SHOP DRAWINGS TO BE SUBMITTED, WHERE REQUIRED AND REQUESTED, FOR
 APPROVAL

CLIENT:



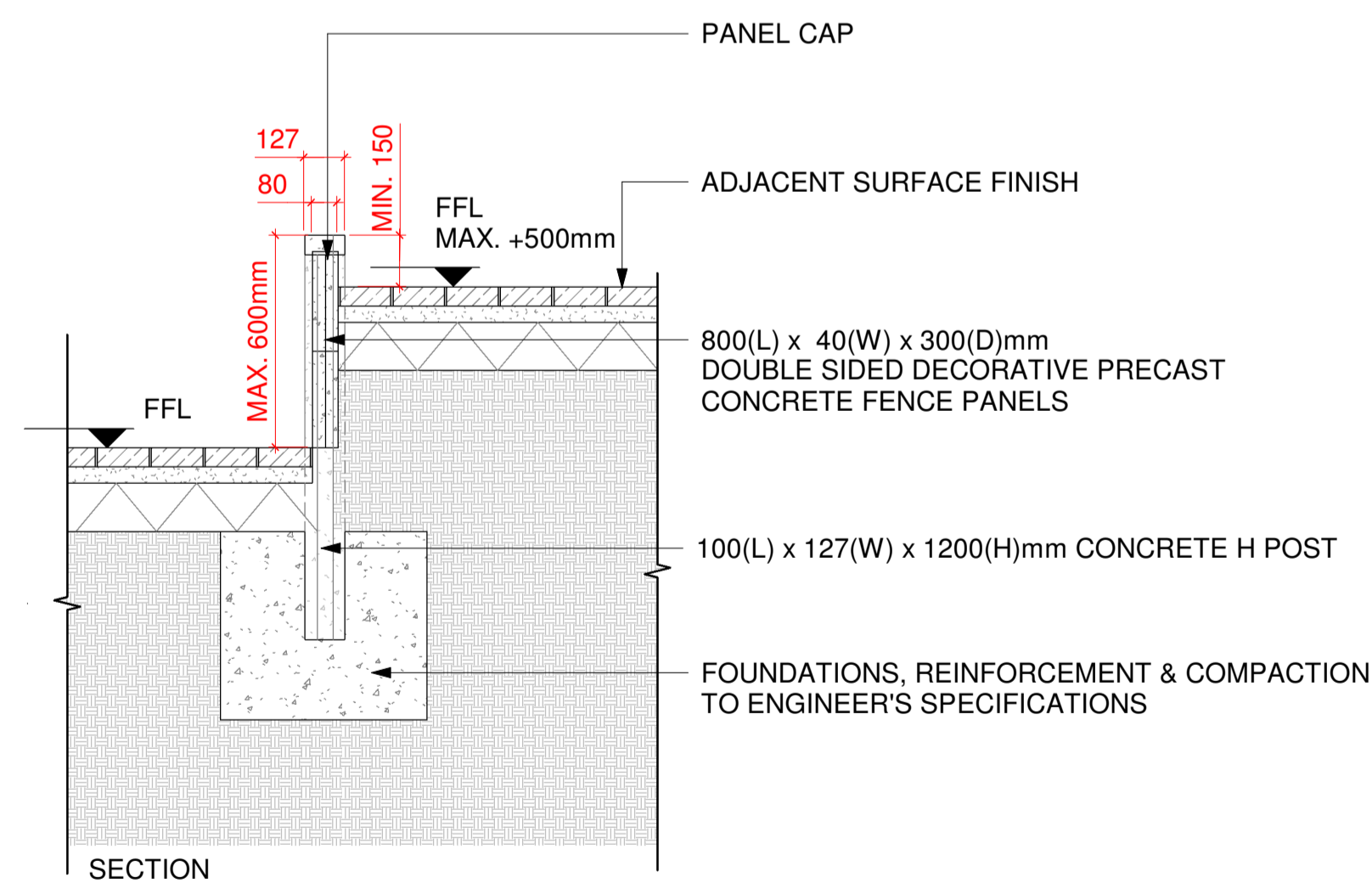
ARCHITECTS:

JFOC

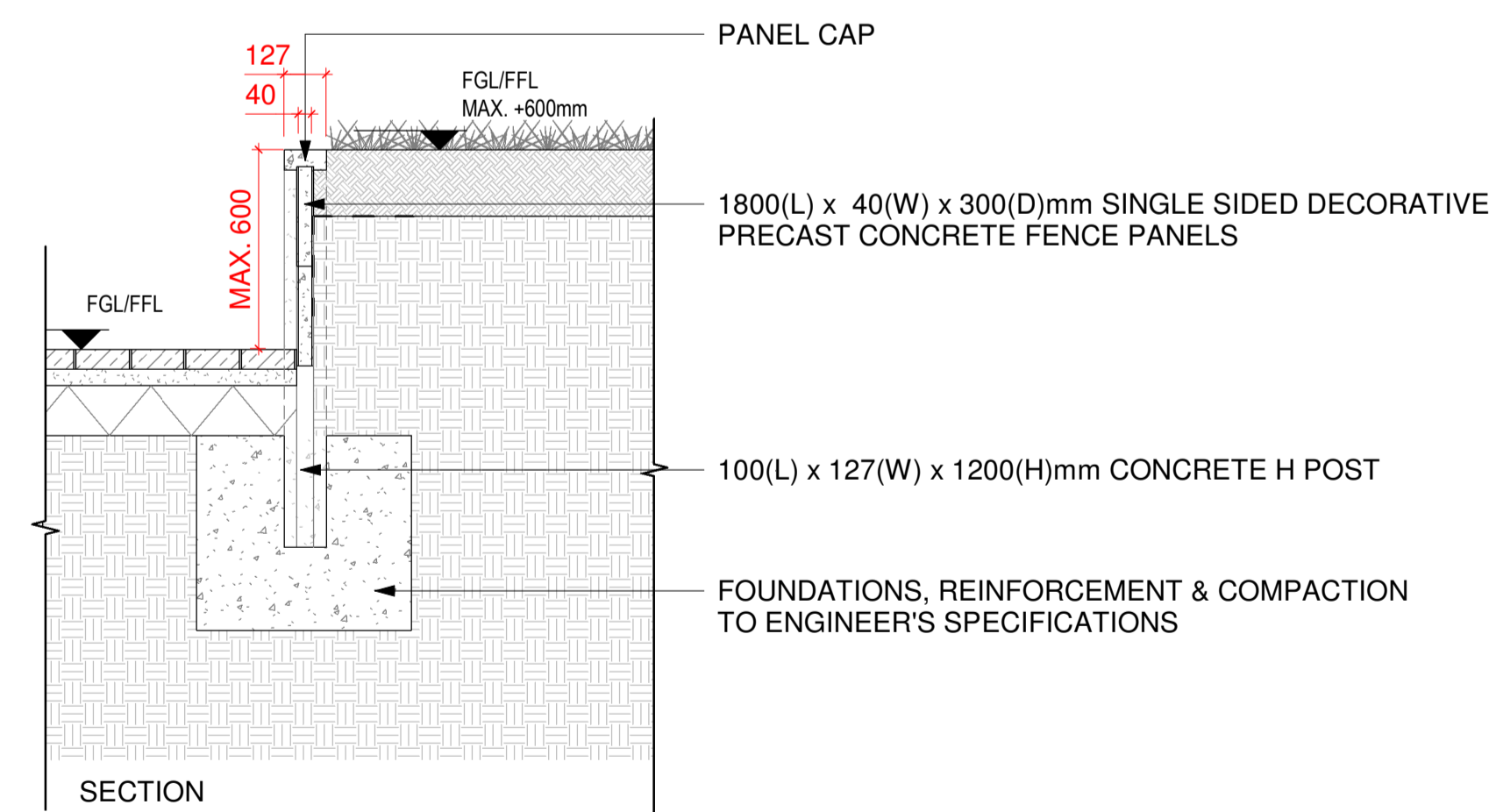


REFERENCE IMAGE

10 1.1m HIGH METAL RAILING
 SCALE: 1:20 @A1



11 LOW CONCRETE POST & PANEL RETAINING WALL
 SCALE: 1:20 @A1



12 LOW CONCRETE POST & PANEL PATIO WALL
 SCALE: 1:20 @A1

REVISIONS

REV.	DESCRIPTION	BY	DATE
R00	FOR INFORMATION	NMP	07/05/2024
R01	FOR INFORMATION	NMP	16/08/2024
R02	FOR INFORMATION	NMP	19/08/2024
R03	FOR INFORMATION	NMP	20/08/2024

Job No.	29A6A	Drawn By	MZ
Dwg No.	P-L2-905	Checked By	HdL
Scale	1:20 @A1	Date	20/08/2024

JOB DESCRIPTION

Site	DROGHEDA, CO. LOUTH
Project	GORT MELL
Title	BOUNDARY DETAILS - SHEET 5